



# 2009 UCI MOUNTAIN BIKE & TRIALS WORLD CHAMPIONSHIPS

# CANBERRA AUSTRALIA

September 3rd, 2009

Mountain Bike - Communiqué n° 37a

## CROSS-COUNTRY OLYMPIC

### Results

### Men Juniors

5 Laps - Distance: 32.35 km - Average Speed: 21.33 km/h

Rank	Race Nr	UCI Code	NAME / First Name	National Team	Time
1	11	ITA19910719	KERSCHBAUMER Gerhard	ITALY	1:31:01
2	40	POR19911105	MARINHEIRO Ricardo Paulo Reis	PORTUGAL	+01:19
3	3	SUI19911215	INDERGAND Reto	SWITZERLAND	+01:34
4	2	SUI19911108	STIRNEMANN Matthias	SWITZERLAND	+01:38
5	58	SWE19910222	LUDVIGSSON Tobias	SWEDEN	+03:19
6	15	FRA19910531	DRECHOU Hugo	FRANCE	+03:32
7	9	GER19921120	SHELBI Julian	GERMANY	+03:38
8	12	ITA19910529	BRAIDOT Luca	ITALY	+03:38
9	22	CZE19920301	PAPRSTKA Tomas	CZECH REPUBLIC	+04:57
10	41	POR19910710	RODRIGUES David Miguel Costa	PORTUGAL	+05:26
11	18	BEL19911206	SCHEIRE Ruben	BELGIUM	+05:55
12	24	NZL19910413	PETERS Dirk	NEW-ZEALAND	+06:01
13	17	NED19920103	VAN DER HEIJDEN Michiel	NETHERLANDS	+06:09
14	25	NZL19921229	ANDERSON Richard	NEW-ZEALAND	+06:13
15	4	SUI19910426	LORETZ Lukas	SWITZERLAND	+06:18
16	7	GER19920331	BÖHM-GRÄBER Wenzel	GERMANY	+06:18
17	32	AUS19920705	CODNER Mitchell	AUSTRALIA	+06:48
18	13	ITA19910529	BRAIDOT Daniele	ITALY	+07:06
19	47	RSA19910524	CROESER Rourke	SOUTH AFRICA	+07:12
20	19	BEL19921009	LUYTEN Jeff	BELGIUM	+07:17
21	8	GER19910725	GLUTH Martin	GERMANY	+07:29
22	31	AUS19920508	BAKER Michael	AUSTRALIA	+07:29
23	5	SUI19920213	WALDER Roger	SWITZERLAND	+08:15
24	20	BEL19920629	DE VOCHT Bart	BELGIUM	+08:40
25	76	POL19910209	ADAMCZYK Maciej	POLAND	+08:45
26	60	AUT19920208	RAGGL Gregor	AUSTRIA	+08:58
27	71	DEN19920606	PEDERSEN Jonas	DENMARK	+09:03
28	44	CAN19920215	BAILEY Mitchell	CANADA	+09:04
29	14	ITA19910410	PETTINA Nicholas	ITALY	+09:43
30	43	CAN19910130	GUTHRIE Evan	CANADA	+09:45
31	54	SLO19910224	TANCER Vid	SLOVENIA	+09:45
32	37	GBR19920622	GALLAGHER Kenta	GREAT BRITAIN	+10:24
33	63	COL19910816	FORONDA Mauricio	COLOMBIA	+10:47
34	10	GER19910716	SCHULTE-LUENZUM Marcus	GERMANY	+10:48
35	55	SLO19920109	FERENCAK Urban	SLOVENIA	+11:09
36	33	AUS19920426	IVORY Cameron	AUSTRALIA	+11:13
37	26	NZL19910724	AVERY Patrick	NEW-ZEALAND	+11:15
38	6	SUI19911028	BARBEN Emilien	SWITZERLAND	+11:38
39	23	CZE19920628	VESELY Daniel	CZECH REPUBLIC	+12:27
40	70	MEX19920304	MORAN MANZO Carlos Enrique	MEXICO	+13:14
41	49	USA19910918	FINSTERWALD Russell	UNITED STATES OF AMERICA	+13:15
42	59	ISR19910422	NEHORAY Amotz	ISRAEL	+13:15
43	51	USA19910621	EMSKY Eric	UNITED STATES OF AMERICA	+13:52

Legend :

-nLAP = Lapped with n laps to go - DNFn = Did Not Finish, abandoned in lap n - DNS = Did Not Start

03.09.2009 - 12:44 > 71 competitors

<http://www.uci.ch>

Page 1/2

Finish Judge  
**WARD Tim (AUS)**

UCI President of the Commissaires' panel  
**McCORD Andy (USA)**

Timing and Results provided by



**STROMLO**  
FOREST PARK  
CANBERRA AUSTRALIA



**WALTERTURNBULL**  
your extra asset

**CROWNE PLAZA**  
CANBERRA  
THE PLACE TO MEET.





# 2009 UCI MOUNTAIN BIKE & TRIALS WORLD CHAMPIONSHIPS

## CANBERRA AUSTRALIA

September 3rd, 2009

Mountain Bike - Communiqué n° 37a

### CROSS-COUNTRY OLYMPIC

#### Results

#### Men Juniors

5 Laps - Distance: 32.35 km - Average Speed: 21.33 km/h

Rank	Race Nr	UCI Code	NAME / First Name	National Team	Time
44	53	SVK19920618	HULA Daniel	SLOVAKIA	+13:56
45	48	RSA19920801	REID James	SOUTH AFRICA	+14:01
46	66	CHI19910210	ESPINOZA Ignacio	CHILE	+14:01
47	69	BRA19910716	MARIANO Frederico	BRAZIL	+14:17
48	38	GBR19920709	JAMES Steven	GREAT BRITAIN	+15:09
49	39	HUN19910214	BELA Attila	HUNGARY	+15:28
50	34	AUS19911125	JOHNSTON Brendan	AUSTRALIA	+16:12
51	36	AUS19910625	PEACOCK James	AUSTRALIA	+16:18
52	45	CAN19920108	CARON Antoine	CANADA	+16:46
53	61	ARG19910814	SANTANA Kevin	ARGENTINA	+16:51
54	64	CYP19910413	KITTIS Michalis	CYPRUS	+17:08
55	46	CAN19920401	ALLISON Tyler	CANADA	+19:32
56	56	RUS19910415	SMIRNOV Ivan	RUSSIAN FEDERATION	+20:27
57	28	NZL19920808	MCARTHUR Locky	NEW-ZEALAND	-1LAP
58	42	POR19911031	COSTA Mario Luis Miranda	PORTUGAL	-1LAP
59	29	NZL19920516	HORN Logan	NEW-ZEALAND	-1LAP
60	30	NZL19910216	HAMBROOK Kieran	NEW-ZEALAND	-1LAP
61	74	KAZ19911207	ZAITSEV Nikolay	KAZAKHSTAN	-1LAP
62	65	CYP19910103	SKETOS Kyriakos	CYPRUS	-1LAP
63	72	KAZ19910702	ALMABAYEV Almaz	KAZAKHSTAN	-2LAP
64	68	JPN19920203	YAMAMOTO Idomu	JAPAN	-2LAP
65	35	AUS19911212	JONES Brenton	AUSTRALIA	-2LAP
66	73	KAZ19920207	GALEYEV Vadim	KAZAKHSTAN	-3LAP
67	27	NZL19910222	RETIEF Adrian	NEW-ZEALAND	-3LAP
	16	FRA19921209	SARROU Jordan	FRANCE	DNF4
	21	CZE19910804	NESVADBA Jan	CZECH REPUBLIC	DNF4
	50	USA19910213	MCDONALD Zach	UNITED STATES OF AMERICA	DNF3
	62	ARG19920710	ETCHETO Javier	ARGENTINA	DNF1

Legend :

-nLAP = Lapped with n laps to go - DNFn = Did Not Finish, abandoned in lap n - DNS = Did Not Start

03.09.2009 - 12:44 > 71 competitors

<http://www.uci.ch>

Page 2/2

Finish Judge  
**WARD Tim (AUS)**

UCI President of the Commissaires' panel  
**McCORD Andy (USA)**

Timing and Results provided by



STROMLO  
FOREST PARK  
CANBERRA AUSTRALIA



September 3rd, 2009

Mountain Bike - Communiqué n° 37b

## CROSS-COUNTRY OLYMPIC

### Race Analysis

Men Juniors


Rank	Race Nr	NAME / First Name	National Team					Avg	Time	Gap		
		LAP 1	LAP 2	LAP 3	LAP 4	LAP 5						
<b>1</b>	<b>11</b>	<b>KERSCHBAUMER Gerhard</b>	<b>ITA</b>	<b>ITALY</b>						<b>21.33</b>	<b>1:31:01</b>	
		18:18 (2)	36:33 (1)	54:54 (2)	1:12:45 (1)	1:31:01 (1)						
		18:18 (2)	18:15 (1)	18:21 (2)	17:51 (1)	18:16 (1)						
<b>2</b>	<b>40</b>	<b>MARINHEIRO Ricardo Paulo Reis</b>	<b>POR</b>	<b>PORTUGAL</b>						<b>21.02</b>	<b>1:32:20</b>	<b>+01:19</b>
		18:18 (1)	36:34 (3)	54:54 (1)	1:13:29 (2)	1:32:20 (2)						
		18:18 (1)	18:16 (4)	18:20 (1)	18:35 (2)	18:51 (5)						
<b>3</b>	<b>3</b>	<b>INDERGAND Reto</b>	<b>SUI</b>	<b>SWITZERLAND</b>						<b>20.96</b>	<b>1:32:35</b>	<b>+01:34</b>
		18:18 (4)	36:33 (2)	54:54 (3)	1:13:47 (3)	1:32:35 (3)						
		18:18 (4)	18:15 (1)	18:21 (2)	18:53 (4)	18:48 (3)						
<b>4</b>	<b>2</b>	<b>STIRNEMANN Matthias</b>	<b>SUI</b>	<b>SWITZERLAND</b>						<b>20.95</b>	<b>1:32:39</b>	<b>+01:38</b>
		18:18 (3)	36:53 (5)	55:14 (5)	1:13:53 (4)	1:32:39 (4)						
		18:18 (3)	18:35 (6)	18:21 (2)	18:39 (3)	18:46 (2)						
<b>5</b>	<b>58</b>	<b>LUDVIGSSON Tobias</b>	<b>SWE</b>	<b>SWEDEN</b>						<b>20.58</b>	<b>1:34:20</b>	<b>+03:19</b>
		18:39 (10)	37:55 (9)	56:31 (9)	1:15:30 (8)	1:34:20 (5)						
		18:39 (10)	19:16 (19)	18:36 (5)	18:59 (5)	18:50 (4)						
<b>6</b>	<b>15</b>	<b>DRECHOU Hugo</b>	<b>FRA</b>	<b>FRANCE</b>						<b>20.53</b>	<b>1:34:33</b>	<b>+03:32</b>
		18:33 (6)	37:33 (7)	56:22 (8)	1:15:25 (7)	1:34:33 (6)						
		18:33 (6)	19:00 (10)	18:49 (9)	19:03 (7)	19:08 (6)						
<b>7</b>	<b>9</b>	<b>SCHELBI Julian</b>	<b>GER</b>	<b>GERMANY</b>						<b>20.51</b>	<b>1:34:39</b>	<b>+03:38</b>
		18:39 (8)	37:13 (6)	56:04 (6)	1:15:24 (6)	1:34:39 (7)						
		18:39 (8)	18:34 (5)	18:51 (10)	19:20 (11)	19:15 (7)						
<b>8</b>	<b>12</b>	<b>BRAIDOT Luca</b>	<b>ITA</b>	<b>ITALY</b>						<b>20.51</b>	<b>1:34:39</b>	<b>+03:38</b>
		18:54 (12)	37:39 (8)	56:22 (7)	1:15:24 (5)	1:34:39 (8)						
		18:54 (12)	18:45 (7)	18:43 (7)	19:02 (6)	19:15 (7)						
<b>9</b>	<b>22</b>	<b>PAPRSTKA Tomas</b>	<b>CZE</b>	<b>CZECH REPUBLIC</b>						<b>20.23</b>	<b>1:35:58</b>	<b>+04:57</b>
		19:20 (20)	38:20 (12)	57:07 (10)	1:16:16 (9)	1:35:58 (9)						
		19:20 (20)	19:00 (10)	18:47 (8)	19:09 (8)	19:42 (15)						
<b>10</b>	<b>41</b>	<b>RODRIGUES David Miguel Costa</b>	<b>POR</b>	<b>PORTUGAL</b>						<b>20.12</b>	<b>1:36:27</b>	<b>+05:26</b>
		19:32 (24)	38:27 (17)	57:46 (13)	1:17:00 (10)	1:36:27 (10)						
		19:32 (24)	18:55 (9)	19:19 (15)	19:14 (9)	19:27 (11)						
<b>11</b>	<b>18</b>	<b>SCHEIRE Ruben</b>	<b>BEL</b>	<b>BELGIUM</b>						<b>20.02</b>	<b>1:36:56</b>	<b>+05:55</b>
		18:45 (11)	37:58 (11)	57:28 (11)	1:17:20 (11)	1:36:56 (11)						
		18:45 (11)	19:13 (15)	19:30 (19)	19:52 (19)	19:36 (12)						
<b>12</b>	<b>24</b>	<b>PETERS Dirk</b>	<b>NZL</b>	<b>NEW-ZEALAND</b>						<b>20</b>	<b>1:37:02</b>	<b>+06:01</b>
		19:42 (28)	38:49 (19)	57:56 (15)	1:17:26 (12)	1:37:02 (12)						
		19:42 (28)	19:07 (12)	19:07 (13)	19:30 (14)	19:36 (12)						
<b>13</b>	<b>17</b>	<b>VAN DER HEIJDEN Michiel</b>	<b>NED</b>	<b>NETHERLANDS</b>						<b>19.98</b>	<b>1:37:10</b>	<b>+06:09</b>
		18:19 (5)	36:34 (4)	55:10 (4)	1:17:51 (17)	1:37:10 (13)						
		18:19 (5)	18:15 (1)	18:36 (5)	22:41 (56)	19:19 (9)						
<b>14</b>	<b>25</b>	<b>ANDERSON Richard</b>	<b>NZL</b>	<b>NEW-ZEALAND</b>						<b>19.96</b>	<b>1:37:14</b>	<b>+06:13</b>
		19:10 (15)	38:23 (15)	57:57 (16)	1:17:26 (14)	1:37:14 (14)						
		19:10 (15)	19:13 (15)	19:34 (25)	19:29 (13)	19:48 (17)						
<b>15</b>	<b>4</b>	<b>LORETTZ Lukas</b>	<b>SUI</b>	<b>SWITZERLAND</b>						<b>19.95</b>	<b>1:37:19</b>	<b>+06:18</b>
		20:05 (34)	39:20 (26)	58:22 (23)	1:17:42 (16)	1:37:19 (15)						
		20:05 (34)	19:15 (18)	19:02 (12)	19:20 (11)	19:37 (14)						

Legend : 1st line = Total Time (rank) 2nd line = Lap Time (rank for that lap) -nLAP = Lapped with n laps to go DNFn = Did Not Finish, abandoned in lap n

03.09.2009 - 12:45 > 71 riders competing

<http://www.uci.ch>

Page 1/5

Timing and Results provided by  **TISSOT**  
SWISS WATCHES SINCE 1853



**STROMLO**  
FOREST PARK  
CANBERRA AUSTRALIA



**WALTERTURNBULL**  
your extra asset

**CROWNE PLAZA**  
CANBERRA  
THE PLACE TO MEET.





# 2009 UCI MOUNTAIN BIKE & TRIALS WORLD CHAMPIONSHIPS

# CANBERRA AUSTRALIA

September 3rd, 2009

Mountain Bike - Communiqué n° 37b

## CROSS-COUNTRY OLYMPIC

### Race Analysis

Men Juniors

Rank	Race Nr	NAME / First Name	National Team					Avg	Time	Gap	
		LAP 1	LAP 2	LAP 3	LAP 4	LAP 5					
16	7	<b>BÖHM-GRÄBER Wenzel</b>	<b>GER</b>	<b>GERMANY</b>					19.95	1:37:19	+06:18
		18:55 (13)	38:20 (14)	57:46 (12)	1:17:26 (13)	1:37:19 (16)					
		18:55 (13)	19:25 (22)	19:26 (17)	19:40 (15)	19:53 (19)					
17	32	<b>CODNER Mitchell</b>	<b>AUS</b>	<b>AUSTRALIA</b>					19.84	1:37:49	+06:48
		19:48 (30)	39:02 (24)	58:16 (19)	1:17:58 (18)	1:37:49 (17)					
		19:48 (30)	19:14 (17)	19:14 (14)	19:42 (17)	19:51 (18)					
18	13	<b>BRAIDOT Daniele</b>	<b>ITA</b>	<b>ITALY</b>					19.78	1:38:07	+07:06
		19:03 (14)	38:24 (16)	57:46 (14)	1:17:26 (15)	1:38:07 (18)					
		19:03 (14)	19:21 (20)	19:22 (16)	19:40 (15)	20:41 (36)					
19	47	<b>CROESER Rourke</b>	<b>RSA</b>	<b>SOUTH AFRICA</b>					19.76	1:38:13	+07:12
		19:11 (16)	38:20 (13)	58:00 (18)	1:18:14 (19)	1:38:13 (19)					
		19:11 (16)	19:09 (14)	19:40 (26)	20:14 (25)	19:59 (23)					
20	19	<b>LUYTEN Jeff</b>	<b>BEL</b>	<b>BELGIUM</b>					19.75	1:38:18	+07:17
		19:31 (21)	39:01 (23)	58:28 (24)	1:18:36 (20)	1:38:18 (20)					
		19:31 (21)	19:30 (23)	19:27 (18)	20:08 (24)	19:42 (15)					
21	8	<b>GLUTH Martin</b>	<b>GER</b>	<b>GERMANY</b>					19.71	1:38:30	+07:29
		18:33 (7)	37:55 (10)	57:59 (17)	1:18:37 (22)	1:38:30 (21)					
		18:33 (7)	19:22 (21)	20:04 (32)	20:38 (34)	19:53 (19)					
22	31	<b>BAKER Michael</b>	<b>AUS</b>	<b>AUSTRALIA</b>					19.71	1:38:30	+07:29
		19:15 (18)	38:49 (21)	58:20 (21)	1:18:36 (21)	1:38:30 (22)					
		19:15 (18)	19:34 (24)	19:31 (20)	20:16 (26)	19:54 (22)					
23	5	<b>WALDER Roger</b>	<b>SUI</b>	<b>SWITZERLAND</b>					19.55	1:39:16	+08:15
		19:14 (17)	38:49 (20)	58:21 (22)	1:19:08 (23)	1:39:16 (23)					
		19:14 (17)	19:35 (25)	19:32 (23)	20:47 (37)	20:08 (25)					
24	20	<b>DE VOCHT Bart</b>	<b>BEL</b>	<b>BELGIUM</b>					19.47	1:39:41	+08:40
		19:37 (26)	39:18 (25)	59:23 (26)	1:19:19 (24)	1:39:41 (24)					
		19:37 (26)	19:41 (28)	20:05 (33)	19:56 (20)	20:22 (29)					
25	76	<b>ADAMCZYK Maciej</b>	<b>POL</b>	<b>POLAND</b>					19.46	1:39:46	+08:45
		19:31 (22)	39:33 (27)	59:28 (28)	1:19:35 (27)	1:39:46 (25)					
		19:31 (22)	20:02 (34)	19:55 (28)	20:07 (23)	20:11 (26)					
26	60	<b>RAGGL Gregor</b>	<b>AUT</b>	<b>AUSTRIA</b>					19.41	1:39:59	+08:58
		20:14 (35)	39:50 (30)	59:23 (27)	1:19:26 (25)	1:39:59 (26)					
		20:14 (35)	19:36 (27)	19:33 (24)	20:03 (22)	20:33 (33)					
27	71	<b>PEDERSEN Jonas</b>	<b>DEN</b>	<b>DENMARK</b>					19.4	1:40:04	+09:03
		21:08 (50)	40:43 (38)	1:00:26 (32)	1:20:11 (29)	1:40:04 (27)					
		21:08 (50)	19:35 (25)	19:43 (27)	19:45 (18)	19:53 (19)					
28	44	<b>BAILEY Mitchell</b>	<b>CAN</b>	<b>CANADA</b>					19.39	1:40:05	+09:04
		19:59 (33)	39:46 (28)	59:17 (25)	1:19:33 (26)	1:40:05 (28)					
		19:59 (33)	19:47 (31)	19:31 (20)	20:16 (26)	20:32 (32)					
29	14	<b>PETTINA Nicholas</b>	<b>ITA</b>	<b>ITALY</b>					19.27	1:40:44	+09:43
		19:54 (32)	40:07 (32)	1:00:09 (31)	1:20:07 (28)	1:40:44 (29)					
		19:54 (32)	20:13 (41)	20:02 (31)	19:58 (21)	20:37 (34)					
30	43	<b>GUTHRIE Evan</b>	<b>CAN</b>	<b>CANADA</b>					19.26	1:40:46	+09:45
		24:25 (69)	43:13 (59)	1:02:09 (46)	1:21:25 (35)	1:40:46 (30)					
		24:25 (69)	18:48 (8)	18:56 (11)	19:16 (10)	19:21 (10)					

Legend : 1st line = Total Time (rank) 2nd line = Lap Time (rank for that lap) -nLAP = Lapped with n laps to go DNFn = Did Not Finish, abandoned in lap n

03.09.2009 - 12:45 > 71 riders competing

<http://www.uci.ch>

Page 2/5

Timing and Results provided by **TISSOT**  
SWISS WATCHES SINCE 1853



**STROMLO**  
FOREST PARK  
CANBERRA AUSTRALIA



**WALTERTURNBULL**  
your extra asset

**CROWNE PLAZA**  
CANBERRA  
THE PLACE TO MEET.



September 3rd, 2009

Mountain Bike - Communiqué n° 37b

**CROSS-COUNTRY OLYMPIC**

**Race Analysis**

**Men Juniors**

Rank	Race Nr	NAME / First Name	National Team					Avg	Time	Gap
		LAP 1	LAP 2	LAP 3	LAP 4	LAP 5				
31	54	TANCER Vid	SLO		SLOVENIA			19.26	1:40:46	+09:45
		19:35 (25)	39:49 (29)	1:00:07 (30)	1:20:47 (30)	1:40:46 (31)				
		19:35 (25)	20:14 (43)	20:18 (36)	20:40 (36)	19:59 (23)				
32	37	GALLAGHER Kenta	GBR		GREAT BRITAIN			19.14	1:41:25	+10:24
		20:23 (38)	40:42 (37)	1:00:39 (34)	1:21:07 (31)	1:41:25 (32)				
		20:23 (38)	20:19 (46)	19:57 (29)	20:28 (32)	20:18 (27)				
33	63	FORONDA Mauricio	COL		COLOMBIA			19.07	1:41:48	+10:47
		19:15 (19)	38:56 (22)	59:40 (29)	1:21:07 (32)	1:41:48 (33)				
		19:15 (19)	19:41 (28)	20:44 (48)	21:27 (49)	20:41 (36)				
34	10	SCHULTE-LUENZUM Marcus	GER		GERMANY			19.06	1:41:49	+10:48
		20:38 (45)	40:49 (40)	1:01:07 (41)	1:21:31 (37)	1:41:49 (34)				
		20:38 (45)	20:11 (39)	20:18 (36)	20:24 (29)	20:18 (27)				
35	55	FERENCAK Urban	SLO		SLOVENIA			19	1:42:10	+11:09
		21:03 (48)	41:00 (43)	1:01:01 (37)	1:21:24 (33)	1:42:10 (35)				
		21:03 (48)	19:57 (32)	20:01 (30)	20:23 (28)	20:46 (38)				
36	33	IVORY Cameron	AUS		AUSTRALIA			18.99	1:42:14	+11:13
		20:51 (46)	40:59 (42)	1:01:21 (42)	1:21:50 (42)	1:42:14 (36)				
		20:51 (46)	20:08 (37)	20:22 (40)	20:29 (33)	20:24 (31)				
37	26	AVERY Patrick	NZL		NEW-ZEALAND			18.98	1:42:16	+11:15
		20:24 (39)	40:36 (35)	1:01:01 (38)	1:21:39 (38)	1:42:16 (37)				
		20:24 (39)	20:12 (40)	20:25 (41)	20:38 (34)	20:37 (34)				
38	6	BARBEN Emilien	SUI		SWITZERLAND			18.91	1:42:39	+11:38
		19:48 (31)	40:21 (33)	1:01:00 (36)	1:21:49 (40)	1:42:39 (38)				
		19:48 (31)	20:33 (51)	20:39 (47)	20:49 (40)	20:50 (39)				
39	23	VESELY Daniel	CZE		CZECH REPUBLIC			18.76	1:43:28	+12:27
		21:08 (52)	41:26 (47)	1:01:33 (43)	1:22:21 (43)	1:43:28 (39)				
		21:08 (52)	20:18 (45)	20:07 (34)	20:48 (39)	21:07 (43)				
40	70	MORAN MANZO Carlos enrique	MEX		MEXICO			18.62	1:44:15	+13:14
		20:21 (37)	40:45 (39)	1:01:01 (39)	1:21:25 (34)	1:44:15 (40)				
		20:21 (37)	20:24 (47)	20:16 (35)	20:24 (29)	22:50 (51)				
41	49	FINSTERWALD Russell	USA		UNITED STATES OF AMERICA			18.62	1:44:16	+13:15
		19:48 (29)	39:55 (31)	1:00:27 (33)	1:21:25 (36)	1:44:16 (41)				
		19:48 (29)	20:07 (36)	20:32 (45)	20:58 (42)	22:51 (52)				
42	59	NEHORAY Amotz	ISR		ISRAEL			18.62	1:44:16	+13:15
		20:35 (43)	40:21 (34)	1:00:39 (35)	1:21:50 (41)	1:44:16 (42)				
		20:35 (43)	19:46 (30)	20:18 (36)	21:11 (46)	22:26 (50)				
43	51	EMSKY Eric	USA		UNITED STATES OF AMERICA			18.51	1:44:53	+13:52
		21:32 (61)	41:59 (53)	1:02:44 (48)	1:23:51 (45)	1:44:53 (43)				
		21:32 (61)	20:27 (49)	20:45 (49)	21:07 (44)	21:02 (40)				
44	53	HULA Daniel	SVK		SLOVAKIA			18.49	1:44:57	+13:56
		21:08 (51)	41:24 (45)	1:02:44 (49)	1:23:52 (46)	1:44:57 (44)				
		21:08 (51)	20:16 (44)	21:20 (54)	21:08 (45)	21:05 (42)				
45	48	REID James	RSA		SOUTH AFRICA			18.48	1:45:02	+14:01
		21:05 (49)	41:03 (44)	1:04:15 (57)	1:24:40 (49)	1:45:02 (45)				
		21:05 (49)	19:58 (33)	23:12 (62)	20:25 (31)	20:22 (29)				

Legend : 1st line = Total Time (rank) 2nd line = Lap Time (rank for that lap) -nLAP = Lapped with n laps to go DNFn = Did Not Finish, abandoned in lap n

03.09.2009 - 12:45 > 71 riders competing

<http://www.uci.ch>

Page 3/5

Timing and Results provided by  **TISSOT**  
SWISS WATCHES SINCE 1853



**STROMLO**  
FOREST PARK  
CANBERRA AUSTRALIA



**WALTERTURNBULL**  
your extra asset

**CROWNE PLAZA**  
CANBERRA  
THE PLACE TO MEET.



September 3rd, 2009

Mountain Bike - Communiqué n° 37b

## CROSS-COUNTRY OLYMPIC

### Race Analysis

Men Juniors


Rank	Race Nr	NAME / First Name	National Team					Avg	Time	Gap
		LAP 1	LAP 2	LAP 3	LAP 4	LAP 5				
46	66	<b>ESPINOZA Ignacio</b>	<b>CHI</b>	<b>CHILE</b>			18.48	1:45:02	+14:01	
		20:27 (41)	40:36 (36)	1:01:02 (40)	1:21:49 (39)	1:45:02 (46)				
		20:27 (41)	20:09 (38)	20:26 (42)	20:47 (37)	23:13 (54)				
47	69	<b>MARIANO Frederico</b>	<b>BRA</b>	<b>BRAZIL</b>			18.43	1:45:18	+14:17	
		21:24 (57)	41:59 (52)	1:02:35 (47)	1:24:05 (47)	1:45:18 (47)				
		21:24 (57)	20:35 (52)	20:36 (46)	21:30 (50)	21:13 (44)				
48	38	<b>JAMES Steven</b>	<b>GBR</b>	<b>GREAT BRITAIN</b>			18.28	1:46:10	+15:09	
		20:26 (40)	41:26 (46)	1:02:57 (51)	1:24:42 (50)	1:46:10 (48)				
		20:26 (40)	21:00 (57)	21:31 (57)	21:45 (51)	21:28 (45)				
49	39	<b>BELA Attila</b>	<b>HUN</b>	<b>HUNGARY</b>			18.23	1:46:29	+15:28	
		21:24 (56)	42:04 (54)	1:03:19 (52)	1:24:35 (48)	1:46:29 (49)				
		21:24 (56)	20:40 (53)	21:15 (52)	21:16 (47)	21:54 (48)				
50	34	<b>JOHNSTON Brendan</b>	<b>AUS</b>	<b>AUSTRALIA</b>			18.1	1:47:13	+16:12	
		21:29 (58)	42:47 (56)	1:04:04 (55)	1:25:28 (53)	1:47:13 (50)				
		21:29 (58)	21:18 (58)	21:17 (53)	21:24 (48)	21:45 (46)				
51	36	<b>PEACOCK James</b>	<b>AUS</b>	<b>AUSTRALIA</b>			18.09	1:47:19	+16:18	
		22:05 (65)	42:51 (58)	1:04:21 (58)	1:26:16 (56)	1:47:19 (51)				
		22:05 (65)	20:46 (54)	21:30 (56)	21:55 (52)	21:03 (41)				
52	45	<b>CARON Antoine</b>	<b>CAN</b>	<b>CANADA</b>			18.01	1:47:47	+16:46	
		20:20 (36)	42:51 (57)	1:03:37 (54)	1:25:50 (54)	1:47:47 (52)				
		20:20 (36)	22:31 (64)	20:46 (50)	22:13 (53)	21:57 (49)				
53	61	<b>SANTANA Kevin</b>	<b>ARG</b>	<b>ARGENTINA</b>			17.99	1:47:52	+16:51	
		21:30 (59)	42:25 (55)	1:03:36 (53)	1:26:02 (55)	1:47:52 (53)				
		21:30 (59)	20:55 (56)	21:11 (51)	22:26 (55)	21:50 (47)				
54	64	<b>KITTIS Michalis</b>	<b>CYP</b>	<b>CYPRUS</b>			17.95	1:48:09	+17:08	
		20:34 (42)	41:27 (49)	1:02:54 (50)	1:25:18 (52)	1:48:09 (54)				
		20:34 (42)	20:53 (55)	21:27 (55)	22:24 (54)	22:51 (52)				
55	46	<b>ALLISON Tyler</b>	<b>CAN</b>	<b>CANADA</b>			17.56	1:50:33	+19:32	
		21:24 (54)	41:26 (48)	1:01:44 (44)	1:22:46 (44)	1:50:33 (55)				
		21:24 (54)	20:02 (34)	20:18 (36)	21:02 (43)	27:47 (56)				
56	56	<b>SMIRNOV Ivan</b>	<b>RUS</b>	<b>RUSSIAN FEDERATION</b>			17.41	1:51:28	+20:27	
		19:31 (23)	41:47 (51)	1:04:13 (56)	1:25:04 (51)	1:51:28 (56)				
		19:31 (23)	22:16 (61)	22:26 (59)	20:51 (41)	26:24 (55)				
57	28	<b>MCARTHUR Locky</b>	<b>NZL</b>	<b>NEW-ZEALAND</b>					-1LAP	
		21:01 (47)	41:28 (50)	1:01:59 (45)						
		21:01 (47)	20:27 (49)	20:31 (44)						
58	42	<b>COSTA Mario Luis Miranda</b>	<b>POR</b>	<b>PORTUGAL</b>					-1LAP	
		25:25 (70)	45:50 (65)	1:06:17 (60)						
		25:25 (70)	20:25 (48)	20:27 (43)						
59	29	<b>HORN Logan</b>	<b>NZL</b>	<b>NEW-ZEALAND</b>					-1LAP	
		21:54 (63)	44:11 (63)	1:06:14 (59)						
		21:54 (63)	22:17 (62)	22:03 (58)						
60	30	<b>HAMBROOK Kieran</b>	<b>NZL</b>	<b>NEW-ZEALAND</b>					-1LAP	
		21:45 (62)	43:46 (60)	1:06:30 (61)						
		21:45 (62)	22:01 (60)	22:44 (60)						

Legend : 1st line = Total Time (rank) 2nd line = Lap Time (rank for that lap) -nLAP = Lapped with n laps to go DNFn = Did Not Finish, abandoned in lap n

03.09.2009 - 12:45 > 71 riders competing

<http://www.uci.ch>

Page 4/5

Timing and Results provided by  **TISSOT**  
SWISS WATCHES SINCE 1853



**STROMLO**  
FOREST PARK  
CANBERRA AUSTRALIA



**WALTERTURNBULL**  
your extra asset

**CROWNE PLAZA**  
CANBERRA  
THE PLACE TO MEET.



September 3rd, 2009

Mountain Bike - Communiqué n° 37b

**CROSS-COUNTRY OLYMPIC**

**Race Analysis**

**Men Juniors**


Rank	Race Nr	NAME / First Name	National Team		Avg	Time	Gap
		LAP 1	LAP 2	LAP 3	LAP 4	LAP 5	
<b>61</b>	<b>74</b>	<b>ZAITSEV Nikolay</b>	<b>KAZ</b>	<b>KAZAKHSTAN</b>			<b>-1LAP</b>
		22:14 (66)	44:35 (64)	1:07:48 (64)			
		22:14 (66)	22:21 (63)	23:13 (63)			
<b>62</b>	<b>65</b>	<b>SKETOS Kyriakos</b>	<b>CYP</b>	<b>CYPRUS</b>			<b>-1LAP</b>
		22:04 (64)	44:04 (62)	1:07:13 (62)			
		22:04 (64)	22:00 (59)	23:09 (61)			
<b>63</b>	<b>72</b>	<b>ALMABAYEV Almaz</b>	<b>KAZ</b>	<b>KAZAKHSTAN</b>			<b>-2LAP</b>
		22:54 (68)	46:29 (66)	1:10:16 (66)			
		22:54 (68)	23:35 (65)	23:47 (66)			
<b>64</b>	<b>68</b>	<b>YAMAMOTO Idomu</b>	<b>JPN</b>	<b>JAPAN</b>			<b>-2LAP</b>
		22:48 (67)	46:37 (67)	1:10:12 (65)			
		22:48 (67)	23:49 (66)	23:35 (64)			
<b>65</b>	<b>35</b>	<b>JONES Brenton</b>	<b>AUS</b>	<b>AUSTRALIA</b>			<b>-2LAP</b>
		21:24 (55)	50:24 (68)				
		21:24 (55)	29:00 (68)				
<b>66</b>	<b>73</b>	<b>GALEYEV Vadim</b>	<b>KAZ</b>	<b>KAZAKHSTAN</b>			<b>-3LAP</b>
		21:30 (60)					
		21:30 (60)					
<b>67</b>	<b>27</b>	<b>RETIEF Adrian</b>	<b>NZL</b>	<b>NEW-ZEALAND</b>			<b>-3LAP</b>
		21:17 (53)					
		21:17 (53)					
	<b>16</b>	<b>SARROU Jordan</b>	<b>FRA</b>	<b>FRANCE</b>			<b>DNF4</b>
		19:41 (27)	38:48 (18)	58:19 (20)			
		19:41 (27)	19:07 (12)	19:31 (20)			
	<b>21</b>	<b>NESVADBA Jan</b>	<b>CZE</b>	<b>CZECH REPUBLIC</b>			<b>DNF4</b>
		18:39 (9)	43:56 (61)	1:07:35 (63)			
		18:39 (9)	25:17 (67)	23:39 (65)			
	<b>50</b>	<b>MCDONALD Zach</b>	<b>USA</b>	<b>UNITED STATES OF AMERICA</b>			<b>DNF3</b>
		20:36 (44)	40:49 (41)				
		20:36 (44)	20:13 (41)				
	<b>62</b>	<b>ETCHETO Javier</b>	<b>ARG</b>	<b>ARGENTINA</b>			<b>DNF1</b>

Legend : 1st line = Total Time (rank) 2nd line = Lap Time (rank for that lap) -nLAP = Lapped with n laps to go DNFn = Did Not Finish, abandoned in lap n

03.09.2009 - 12:45 > 71 riders competing

<http://www.uci.ch>

Page 5/5

Timing and Results provided by  **TISSOT**  
SWISS WATCHES SINCE 1853



**STROMLO**  
FOREST PARK  
CANBERRA AUSTRALIA



**WALTERTURNBULL**  
your extra asset

**CROWNE PLAZA**  
CANBERRA  
THE PLACE TO MEET.

